



**CITY COUNCIL MEETING – FEBRUARY 12, 2019  
REGULAR MEETING – 7:00 P.M.  
CITY HALL – COUNCIL CHAMBERS  
519 N. GOOSE CREEK BLVD.**

**I. INVOCATION / PLEDGE OF ALLEGIANCE**

**II. GENERAL PUBLIC COMMENTS – (Two Minutes Per Speaker)**

**III. APPROVAL OF MINUTES**

- a. CITY COUNCIL MEETING – JANUARY 8, 2019

**IV. PUBLIC HEARINGS, PRESENTATIONS & PROCLAMATIONS**

- a. PROCLAMATION – BLACK HISTORY MONTH – FEBRUARY
- b. PROCLAMATION – NATIONAL BLACK HIV/AIDS AWARENESS DAY – FEBRUARY 7, 2019
- c. PROCLAMATION – WOMEN IN CONSTRUCTION WEEK – NATIONAL ASSOCIATION OF WOMEN IN CONSTRUCTION (NAWIC) – MARCH 3 – 9, 2019

**V. NEW BUSINESS**

**VI. OLD BUSINESS**

**VII. MONTHLY DEPARTMENT REPORT**

- a. DANIEL MOORE, INTERIM PLANNING DIRECTOR

**VIII. ADMINISTRATOR'S REPORT**

- a. REQUEST TO PURCHASE – FINANCE – LICENSING, PERMITTING AND CODE ENFORCEMENT SOFTWARE
- b. ANNUAL CHARITABLE SOLICITATION REQUEST

**IX. MAYOR'S REPORT**

- a. APPOINTMENTS TO THE CULTURAL ARTS COMMISSION

**X. EXECUTIVE SESSION**

- a. SECTION 30-4-70 (A) (2) DISCUSSION OF NEGOTIATIONS INCIDENT TO PROPOSED CONTRACTUAL ARRANGEMENTS AND PROPOSED SALE OR PURCHASE OF PROPERTY - (OLD FIRE STATION I)
- b. SECTION 30-4-70 (A) (5) DISCUSSION OF MATTERS RELATING TO THE PROVISION OF SERVICES ENCOURAGING LOCATION OR EXPANSION OF INDUSTRIES OR OTHER BUSINESSES IN THE AREA SERVED BY THE CITY - (WATER SERVICE AREA)
- c. SECTION 30-4-70 (A) (2) DISCUSSION OF NEGOTIATIONS INCIDENT TO PROPOSED CONTRACTUAL ARRANGEMENTS – (BUSINESS LICENSE GROSS REVENUE CAP AGREEMENT)

Note: No action will be taken during executive session, but action may be taken regarding items discussed in executive session upon return to open session.

**XI. ADJOURN**

## ***APPROVAL OF PREVIOUS MINUTES***

**City Council Meeting**  
**January 8, 2019**  
**Regular Meeting 7:00 P.M.**  
**City Hall**

**Council Members Present:**

Mayor Gregory S. Habib; Mayor Pro Tem Kevin Condon; Councilmember Debra Green-Fletcher; Councilmember Jerry Tekac; Councilmember Corey McClary; Councilmember Gayla McSwain

**Council Members Absent:**

None

**Staff Present:**

City Administrator Jake Broom; Assistant City Administrator Daniel Moore; City Clerk Kelly J. Lovette; Public Information Officer Frank Johnson; Fire Chief Steve Chapman; Director of Information Technologies Ryan Byrd

**Staff Absent:**

**Invocation:**

Pastor Howard Cole

**Pledge of Allegiance:**

Mayor Habib

**Press Present:**

**Guests Present:**

**I. Call to Order:**

Mayor Habib called the meeting to order at 7:00 p.m.

**II. Invocation/Pledge of Allegiance:**

Mayor Habib introduced Mr. Howard Cole, Senior Pastor of Metro North Church, who presented the invocation and Pledge of Allegiance.

**III. General Public Comments:**

Mayor Habib recognized Mr. Richard Fritz who introduced himself as a representative of the Cobblestone Community. He stated he received information, via the Freedom of Information Act (FOIA), from the South Carolina Department of Health and Environmental Control (DHEC), and wherein he shared his findings and his concerns regarding the Cannon Tract with City Council. Mr. Lance Thrall, the President of the Cobblestone Village Home Owner's Association, also shared his concerns regarding the Cannon Tract project.

**IV. Approval of Minutes:**

**a) City Council Meeting – December 11, 2018**

A motion was made by Councilmember Green-Fletcher to approve the minutes, as stated by Mayor Habib. Councilmember McClary seconded the motion. Councilmember McSwain mentioned two (2) typographical errors in the spelling of two (2) last names that were stated in the minutes. Mayor Habib inquired if City Council would like to accept the minutes with typographical corrections. All in favor, none opposed. Motion carried.

**V. Public Hearings, Presentations & Proclamations:**

There was nothing to present.



**VI. New Business:**

There was nothing to present.

**VII. Old Business:**

There was nothing to present.

**VII. Monthly Department Report:**

**Frank Johnson, Public Information Officer:** Mr. Johnson stated the City has two (2) main goals regarding communication. The first is to communicate with its residents effectively which includes having easy access to information. The second is to share the story of the City. Mr. Johnson stated since the new website was launched three (3) years ago, analytics have shown that residents have been able to find the information they need quickly and easily. He stated he is actively providing updated information via social media and news outlets. Mr. Johnson shared analytics from the City's website from the last six (6) months. He stated the website has received 340,000 views since July 2018 and there were around 70,000 users. He stated that fifty-three (53) percent of users access the website via mobile devices and that recreation and job search are topics that are driving users to the website. He stated a significant difference from previous years is business related pages. He stated having access to the business license form on the website has made doing business with the City easier. He stated that close to 2,000 people are using the "Notify Me" feature on the website which allows users to sign up to receive alerts from the City. Mr. Johnson stated Facebook usage is growing and Twitter is being used to share information with media outlets. He stated that at the direction of Mayor Habib, the City's newsletter is now available on the website which residents can download. Mr. Johnson stated the City uses the website and social media to spread and celebrate news of the community.

**VIII. City Administrator's Report:**

**a) REQUEST TO PURCHASE – FIRE DEPARTMENT – BATTALION CHIEF SUV (x2)**

Mr. Broom stated the Fire Department is requesting permission to purchase two (2) 2019 Chevy Tahoe PPV vehicles to serve the two (2) newly created positions of Fire Department Battalion Chief. He stated City staff was requesting to purchase the vehicles from the South Carolina State Contract Vendor, Love Chevrolet, located in Columbia, SC, for the combined price of \$77,432.34. The 2019 Fire Department budget include \$80,000 for this expenditure.

Mayor Habib inquired if City Council wished to act. A motion was made by Councilmember Tekac to approve the request for two (2) Sport Utility Vehicles (SUV) for the Fire Department in the total amount of \$77,432.34. Mayor Pro Tem Condon seconded the motion. Councilmember McSwain inquired if the vehicles were 2018 or 2019. Mr. Broom stated 2019. Councilmember McSwain inquired how these vehicles will be used. Fire Chief Chapman stated these vehicles will be issued as a take home vehicle and will be used for the daily business for the Fire Department such as responding to calls, traveling to meetings, conferences and training classes. Fire Chief Chapman stated these are classified as command level vehicles. Mayor Habib stated in the 2019 Budget two slots were added to bring the total of Battalion Chiefs to three (3) as our community and needs are growing. He stated the City's ability to respond effectively to emergency situations needed to be enhanced. He stated this allows for a command person to be on scene for every incident. Hearing no further discussion, Mayor Habib called for the vote. All in favor, none opposed. Motion carried.

**IX. Mayors Report:**

Mayor Habib stated that next Friday at 5:30 p.m. in Council Chambers, the new Police Chief will be sworn in and the public was invited to attend. He stated that on Thursday, January 31, 2019 at 6:30 p.m. he will be offering the first State of the City Address in Council Chambers, and it would be streamed live on the City's website and the public was invited to attend.

Councilmember Tekac inquired of Mr. Broom for an update about filling the vacant seat on City Council by former Councilmember Brandon Cox. Mr. Broom stated that filing opens for the Special Election on Friday January 18, 2019 at noon and closes Monday, January 28, 2019 at noon. He stated the election will be held on March 26, 2019. Mr.

Broom stated the election will not be held at City Hall as was previous elections, but at various polling placing in the City. He stated the polling places will be announced by the County Election Commission.

Councilmember McSwain stated the new recycling facility in Berkeley County called RePower has invited City Council to tour their facility that Thursday at 11:30 a.m. Councilmember McSwain stated the Planning Commission has a vacancy and stated if someone was interested to contact the City Clerk, Kelly Lovette.

**X. Adjourn:**

Councilmember Tekac made a motion to adjourn. Mayor Pro Tem Condon seconded the motion. All in favor, none opposed. Motion carried. Meeting adjourned at 7:30 p.m.

Date: February 12, 2019

\_\_\_\_\_  
Kelly J. Lovette, MMC  
City Clerk

*A copy of this meeting's agenda was sent to the Post and Courier and The Goose Creek Gazette; it was posted in City Hall 24 hours prior to the meeting.*

***PUBLIC HEARINGS, PRESENTATIONS  
& PROCLAMATIONS***



# *Proclamation*

*Office of the Mayor*

## *“Black History Month” February 2019*

*WHEREAS, Black History Month grew out of the establishment, in 1926, of Negro History Week by Carter G. Woodson and the Association for the Study of African American Life and History; and*

*WHEREAS, the national theme for this year’s observance is “Black Migrations,” the exploration and meaning of “400 Years of perseverance,” and*

*WHEREAS, twenty (20) percent of the City of Goose Creek’s population is African American, and many have played significant roles in the City’s economic, cultural, spiritual and political development while working tirelessly to maintain and promote their culture and history; and*

*WHEREAS, as a result of determination, hard work, and perseverance, African Americans have made valuable and lasting contributions to the City of Goose Creek, state of South Carolina County, and United States, achieving exceptional success in all aspects of society including business, education, politics, science, and the arts; and*

*WHEREAS, the City of Goose Creek is proud to honor the history and contributions of African Americans in our city, state and throughout the nation.*

*NOW THEREFORE, in recognition of African Americans past and present in the City of Goose Creek, as Mayor of the City of Goose Creek, South Carolina, I, Gregory S. Habib, along with my fellow members of Goose Creek City Council, do hereby proclaim February 2019 as*

## *“Black History Month”*

*I encourage all the citizens of Goose Creek to celebrate this important observance and to continue to work toward the goal of liberty and justice for all.*

*IN WITNESS WHEREOF, I, Gregory S. Habib, hereunto set my hand and caused the seal of the City of Goose Creek to be affixed this 12<sup>th</sup> day of February 2019.*

---

*Gregory S. Habib  
Mayor*

*Attest:* \_\_\_\_\_  
*Kelly J. Lovette, MMC  
City Clerk*







# *Proclamation*

*Office of the Mayor*

## *“National Black HIV/AIDS Awareness Day” February 7, 2019*

*WHEREAS, this 7<sup>th</sup> day of February, we recognize the 19<sup>th</sup> annual National Black HIV/AIDS Awareness Day (NBHAAD); and*

*WHEREAS, this observance is a nationwide effort to mobilize Black communities to get educated, get tested, get involved and get treated around HIV/AIDS, as it continues to devastate Black communities; and*

*WHEREAS, African-Americans have a HIV/AIDS case rate six (6) times greater than whites in Berkeley, Charleston, and Dorchester Counties; and*

*WHEREAS, by race/ethnicity among people diagnosed with HIV/AIDS in South Carolina sixty-eight (68) percent are African-American; and*

*WHEREAS, National Black HIV/AIDS Awareness Day in the Lowcountry is directed, planned and strategically overseen by prominent organizations, including Palmetto Community Cares, the National Association for the Advancement of Colored People (NAACP), Mt. Moriah Missionary Baptist Church, and Project Street Outreach to mobilize faith and community-based organizations in HIV/AIDS prevention, care and treatment; and*

*WHEREAS, the NAACP North Charleston Branch, Mt. Moriah Missionary Baptist Church HIV/AIDS Ministry, Palmetto Community Care, Project Street Outreach, and Barbering Plus Hair Salon are partnering to provide free testing from 10AM – 2PM on Saturday, February 9, 2019 to recognize this day and its importance to African Americans and all concerned citizens; and*

*WHEREAS, it is fitting that we join with these local, national and international groups to express our strong support for National Black HIV/AIDS Awareness Day and the initiatives to prevent the spread of HIV/AIDS in Black communities, and provide access to and the utilization of HIV/AIDS prevention, treatment and support services to those affected by HIV/AIDS*

*NOW THEREFORE, as Mayor of the City of Goose Creek, South Carolina, I, Gregory S. Habib, along with my fellow members of Goose Creek City Council, do hereby proclaim February 7, 2019 as*

## *“National Black HIV/AIDS Awareness Day”*

*in Goose Creek, South Carolina, and encourage local residents to strongly support this day and participate in events planned to commemorate the occasion.*


*IN WITNESS WHEREOF, I, Gregory S. Habib, hereunto set my hand and caused the seal of the City of Goose Creek to be affixed this 12<sup>th</sup> day of February 2019.*

\_\_\_\_\_  
Gregory S. Habib  
Mayor

Attest: \_\_\_\_\_  
Kelly J. Lovette, MMC  
City Clerk







# *Proclamation*

*Office of the Mayor*

## ***“2019 Women in Construction Week” National Association of Women in Construction (NAWIC) March 3 – 9, 2019***

*WHEREAS, the NAWIC Palmetto Chapter of SC #385 has distinguished itself since August 26th, 2018 as the voice of women in construction in Charleston, Berkeley, and Dorchester Counties and*

*WHEREAS, the work done by the NAWIC Palmetto Chapter of SC #385 has benefited the region through community development and educational programs; and*

*WHEREAS, the NAWIC Palmetto Chapter of SC #385 has unceasingly promoted the employment and advance of women in the construction industry; and*

*WHEREAS, the construction community, represented by NAWIC Palmetto Chapter of SC #385, has been a driving force in fostering community development through renovation and beautification projects; promotion of skilled trades careers; and a positive vision of the future; and*

*WHEREAS, the NAWIC Palmetto Chapter of SC #385 has sought to achieve successful results for our region and surrounding areas in a cooperative spirit with other organizations*

*NOW THEREFORE, be it proclaimed as Mayor of the City of Goose Creek, South Carolina, I, Gregory S. Habib, along with my fellow members of Goose Creek City Council, do hereby recognize the NAWIC Palmetto Chapter of SC #385 and its many dedicated volunteers for its steadfast work on behalf and support of women in construction, and do proudly proclaim the week of March 3-9, 2019 as*

### ***“Women in Construction Week”***

*and encourage our citizens to congratulate the organization on its many accomplishments.*

*IN WITNESS WHEREOF, I, Gregory S. Habib, hereunto set my hand and caused the seal of the City of Goose Creek to be affixed this 12<sup>th</sup> day of February 2019.*

\_\_\_\_\_  
Gregory S. Habib  
Mayor

Attest: \_\_\_\_\_  
Kelly J. Lovette, MMC  
City Clerk



***NEW BUSINESS***

***OLD BUSINESS***



# ***CITY ADMINISTRATOR'S REPORT***



**Jake Broom**

CITY ADMINISTRATOR

519 N. GOOSE CREEK BOULEVARD  
P.O DRAWER 1768  
GOOSE CREEK, SC 29445-1768  
TEL (843) 797-6220 EXT. 1115  
FAX (843) 863-5208

**TO:** Mayor and City Council  
**DATE:** February 7, 2019  
**SUBJECT:** Request to Purchase – Finance Department –  
Licensing, Permitting and Code Enforcement  
Software

Please find attached a request and supporting documentation from the Finance Director regarding the purchase of EnerGov software.

This software will allow us to put business licensing and building permitting online. It will also allow us to track the flow of license and permit applications through the organization to improve efficiency.

The total cost of the software licenses and associated implementation and training is \$107,500. The FY2019 Administration Budget includes \$87,326 for this expenditure. The budget was based on a quote provided by the software company in mid-2018.


The discrepancy between the two numbers (\$20,174) is due to the software company experiencing an increase in the amount of implementation time required for the new software. If we don't realize the implementation costs they are projecting, we won't pay the full \$107,500.

Any overages realized can be absorbed by projects elsewhere in the General Fund.

Please call or stop by City Hall if you have any questions. Your favorable consideration of this request will be appreciated.

Respectfully submitted,

  
Jake Broom  
City Administrator



THE CITY OF  
**GOOSE CREEK**

BERKELEY CO. EST. 1961 SO. CAROLINA

**Gregory S. Habib**

MAYOR

**Debra Green-Fletcher**

**Kevin M. Condon**

**Corey D. McClary**

**Jerry Tekac**

**Gayla S.L. McSwain**

CITY COUNCIL

**Jake Broom**

CITY ADMINISTRATOR

519 N. GOOSE CREEK BOULEVARD

P.O. DRAWER 1768

GOOSE CREEK, SC 29445-1768

TEL (843) 797-6220

FAX (843) 863-5208

**MEMORANDUM**

**TO:** Jake Broom, City Administrator  
**FROM:** Tyler Howanyk, Finance Director  
**DATE:** January 30, 2019  
**SUBJECT:** Request to purchase software

Please find the attached quote for the purchase of EnerGov Community Development software from Tyler Technologies. This software is a sole source purchase as it is compatible with our existing General Ledger and Accounting Software.

The quote of \$107,500 is \$20,174 more than the budgeted amount of \$87,326. The difference will be absorbed into fund balance.

The increase is related to additional implementation costs that Tyler Technologies anticipates since the time of their previous quote of the budgeted amount. The quoted implementation hours went from 245 hours up to 440 hours. Based on discussions with Tyler Technology sales representative and software implementation team members, the company has been experiencing more implementation hours when installing the newest versions of this software. Tyler Technologies sales representatives indicated that the 440 hours of implementation is the high end of what is expected and that they will only bill the actual implementation hours incurred, on a quarterly basis.

Some key highlights of this software include:

- All business licensing and building permitting online so you can apply, pay for and receive your license and permit without ever having to set inside City Hall.
- It also will allow the customers and City staff (planning / finance / building / admin.) to track the status of the applications and resolve any outstanding issues remotely.
- Allows contractors to see their scheduled pending inspections.
- Allows building inspectors to be filed using iPads, inspectors can attach digital pictures with notes to let customers know of any issues or concerns.

Your favorable consideration of this request will be appreciated.

Respectfully,

Tyler Howanyk  
Finance Director



Quoted By: DK Robertson  
 Quote Expiration: 7/13/2019  
 Quote Name: City of Goose Creek-LGD-iEG  
 Quote Number: 2019-64458  
 Quote Description: EnerGov Community Development

**Sales Quotation For**

Tyler Howanyk  
 City of Goose Creek  
 519 N Goose Creek Blvd  
 Goose Creek , SC 29445-2962  
 Phone: +1 (843) 797-6220

**Tyler Software and Related Services**

| Description                                  | License         | Impl Hours | Impl Cost  | Data Conversion | Module Total    | Maintenance     |
|--|-----------------|------------|------------|-----------------|-----------------|-----------------|
| <b>EnerGov</b>                               |                 |            |            |                 |                 |                 |
| Business Management -Per User ( 5 )          | \$7,500         | 0          | \$0        | \$0             | \$7,500         | \$1,875         |
| Community Development -Per User ( 15 )       | \$22,500        | 0          | \$0        | \$0             | \$22,500        | \$5,625         |
| Citizen Self Service - Business Management   | \$5,000         | 0          | \$0        | \$0             | \$5,000         | \$1,250         |
| Citizen Self Service - Community Development | \$5,000         | 0          | \$0        | \$0             | \$5,000         | \$1,250         |
| GIS ( 15 )                                   | \$7,500         | 0          | \$0        | \$0             | \$7,500         | \$1,875         |
| iG Workforce Apps ( 5 )                      | \$2,500         | 0          | \$0        | \$0             | \$2,500         | \$625           |
| <i>Sub-Total:</i>                            | <i>\$50,000</i> |            | <i>\$0</i> | <i>\$0</i>      | <i>\$50,000</i> | <i>\$12,500</i> |
| <i>Less Discount:</i>                        | <i>\$12,500</i> |            |            |                 |                 |                 |
| <b>TOTAL:</b>                                | <b>\$37,500</b> | <b>0</b>   | <b>\$0</b> | <b>\$0</b>      | <b>\$37,500</b> | <b>\$12,500</b> |

**Other Services**


| Description   | Quantity | Unit Price | Extended Price  | Maintenance |
|---|----------|------------|-----------------|-------------|
| Project Management  | 1        | \$2,500    | \$2,500         | \$0         |
| Full Suite Implementation (Incl. CD, BM, GIS, CSS, TIM, iG) | 440      | \$125      | \$55,000        | \$0         |
| <b>TOTAL:</b>   |          |            | <b>\$57,500</b> | <b>\$0</b>  |

**Summary**

|   | One Time Fees    | Recurring Fees  |
|---|------------------|-----------------|
| Total Tyler Software                              | \$37,500         | \$12,500        |
| Total Tyler Services                              | \$57,500         | \$0             |
| Total Third Party Hardware, Software and Services | \$0              | \$0             |
| <b>Summary Total</b>                              | <b>\$95,000</b>  | <b>\$12,500</b> |
| <b>Contract Total</b>                             | <b>\$107,500</b> |                 |

## Comments

The signee(s) certify that funds have been reserved and/or encumbered for the full amount of the items quoted above and will be remitted based on the terms below. Otherwise, all terms and conditions and payment schedules of the Agreement remain in full force and effect. Tyler will invoice Client for any License Fees listed above upon delivery of the software. Service items will be billed as incurred. Any Maintenance Fees listed above will be invoiced upon one (1) year from the effective date and annually thereafter on the anniversary of that date. The first year's maintenance is waived. All payment terms are net thirty (30) days.



**Jake Broom**

CITY ADMINISTRATOR

519 N. GOOSE CREEK BOULEVARD  
P.O. DRAWER 1768  
GOOSE CREEK, SC 29445-1768  
TEL (843) 797-6220 EXT. 1115  
FAX (843) 863-5208

**TO:** Mayor and City Council  
**FROM:** Jake Broom, City Administrator  
**RE:** 2019 Requests to Solicit for Charitable Causes  
**DATE:** February 8, 2019

Attached are requests to solicit sponsorships and donations from the community for charitable purposes during 2019.

**Kelly J. Lovette – City Clerk**

City of Goose Creek's Annual Blood Drive – Co-Sponsored with the American Red Cross

**Police Chief LJ Roscoe**

St. Jude Children's Hospital "*Making a Difference for St. Jude*" – 34<sup>th</sup> Annual Bike-a-thon and the 3rd Annual "No Shave November";

Susan G. Komen Foundation "Race for the Cure" scheduled to occur in October 2019;

Varies events that benefit the Special Olympics;

National Child Safety Council (NCSC) for the purpose of purchasing child safety and drug deterrence materials.;

Solicit monetary donations as well as sponsor opportunities to establish a holiday "Shop with a Cop" event. This would include an annual 5K run that would contribute to the event in the hopes the event will become an annual event for the City;

Solicit assistance near the holidays to gather donations for a local women's resource center. Once one is selected, partner with that center to provide much needed items during the holiday season. Once identified, that information will be provided to the City Administrator and City Clerk.

**TJ Rostin – Director of Recreation**

Youth athletic teams (all sports)

Youth competitive teams (gymnastics, cheer, dance, etc.)

Special Events, to include:

Daddy/Daughter Dance  
Winter Wonderland Special Needs Dance  
Leprechaun Bash at the Barn  
BBQ & Brews  
Easter Rock Hunt  
Spring Concert Series  
Kids Fest  
Fabulous Fourth in the Creek  
Outdoor Movie  
Fall Festival  
Halloween Carnival  
Therapeutic Fishing Rodeo  
Christmas Lakeside light displays  
Cultural Arts Activities  
Senior Citizens Thanksgiving and Christmas Dinners  
Youth summer camps  
Social Squad – Program for Individuals for Special Needs  
Prime Time – Program for Active Senior Adults  
Pickleball Tournament  
Helping Hands of Goose Creek at City events for food donations  
Christmas Parade

**Frank Johnson – Public Information Officer**

8<sup>th</sup> Annual Goose Creek Classic Golf Tournament to be held in the fall

City Council's favorable consideration of this request will be greatly appreciated.

Respectfully submitted,



Jake Broom  
City Administrator

JB/kjl





**Gregory S. Habib**  
MAYOR

**Debra Green-Fletcher**  
**Kevin M. Condon**  
**Brandon L. Cox**  
**Corey D. McClary**  
**Jerry Tekac**  
**Gayla S.L. McSwain**

CITY COUNCIL

**Jake Broom**  
CITY ADMINISTRATOR

519 N. GOOSE CREEK BOULEVARD  
P.O. DRAWER 1768  
GOOSE CREEK, SC 29445-1768  
TEL (843) 797-6220  
FAX (843) 863-5208

**MEMORANDUM**

**TO:** Jake Broom  
City Administrator

**FROM:** Kelly J. Lovette, MMC  
City Clerk

**SUBJECT:** Request to Solicit (American Red Cross)

**DATE:** February 8, 2019

I am requesting permission to organize the City's annual blood drive(s) during 2019, in cooperation with the American Red Cross. This will be the City's twenty-third (23<sup>rd</sup>) year supporting this very important lifesaving event. I request that our City employees be granted permission again in 2019, to donate blood and solicit individuals to donate their blood in support of our community.

Please let me know if you have any questions or need additional information.

Respectfully submitted,

Kelly J. Lovette, MMC  
City Clerk





THE CITY OF  
**GOOSE CREEK**  
BERKELEY CO. EST. 1961 SO. CAROLINA

**T.J. Rostin**   
DIRECTOR  
RECREATION DEPARTMENT

519A N. GOOSE CREEK BLVD.  
P.O. DRAWER 1768  
GOOSE CREEK, SC 29445-1768  
TEL (843) 569-4242 EXT. 5285  
FAX (843) 569-4841

To: Jake Broom, City Administrator  
Date: January 11, 2019  
Re: Request to Solicit Sponsorships and Donations for 2019

The Recreation Department requests permission to solicit sponsorships and donations from the community for the following activities and events. Please feel free to contact me if you have any questions.

- Youth athletic teams
- Youth competitive teams
  - Gymnastics, cheer and dance teams
- Special Events, to include
  - Daddy/Daughter Dance
  - Winter Wonderland Special Needs Dance
  - Leprechaun Bash at the Barn
  - BBQ & Brews
  - Easter Rock Hunt
  - Spring Concert Series
  - Kids Fest
  - Fabulous Fourth in the Creek
  - Outdoor Movie Series
  - Fall Festival
  - Halloween Carnival
  - Therapeutic Fishing Rodeo
  - Christmas Lakeside light displays
  - Cultural Arts Activities
  - Senior Citizens Thanksgiving and Christmas Dinners
  - Youth summer camps
  - Social Squad- Program for Individuals for Special Needs
  - Prime Time-Program for Active Senior Adults
  - Pickleball Tournament



**Gregory S. Habib**  
MAYOR

**Debra Green-Fletcher**  
**Kevin M. Condon**  
**Corey D. McClary**  
**Jerry Tekac**  
**Gayla S.L. McSwain**  
CITY COUNCIL

**Jake Broom**  
CITY ADMINISTRATOR

519 N. GOOSE CREEK BOULEVARD  
P.O. DRAWER 1768  
GOOSE CREEK, SC 29445-1768  
TEL (843) 797-6220  
FAX (843) 863-5208

**MEMORANDUM**

TO: City Administrator

FROM: Public Information Officer

SUBJECT: Request to Solicit

DATE: Feb. 12, 2019

I am requesting permission to solicit funds, food and beverage donations, and prize donations for the City's annual Goose Creek Classic Golf Tournament. This will be the City's ninth year hosting this economic development event. The tournament will be held in October at Crowfield Golf Club.

Please contact me with any questions or concerns.

Respectfully Submitted,

Frank Johnson  
Public Information Officer



**LJ Roscoe**  
CHIEF OF POLICE

519 N. GOOSE CREEK BOULEVARD  
PO DRAWER 1768  
GOOSE CREEK, SC 29445-1768  
TEL (843) 863-5200 EXT. 2561  
ljroscoe@cityofgoosecreek.com

Mr. Jake Broom  
City Administrator  
City of Goose Creek

February 8, 2019


Being civically minded, there are several organizations that I would like permission to solicit on behalf of in 2019. I would also like to begin to solicit vendors for charitable events that I would like to begin within the police department that will benefit the city.

As it relates to the pre-existing events, I respectfully request that the members of the police department be granted permission in 2019 to solicit monetary donations in support of the 34<sup>th</sup> Annual Bike-a-Thon and the 3<sup>rd</sup> Annual No Shave November, both of which benefit St. Jude Children's Research Hospital. In addition, the Annual Race for the Cure, which benefits the Susan G. Komen Foundation, and different events throughout the year that benefit the Special Olympics of South Carolina.

I would also request that a representative of the National Child Safety Council be permitted to solicit funds from local businesses via U.S. mail on behalf of the police department, for the purpose of purchasing child safety and drug deterrence materials. This organization is a non-profit organization and has worked with the department successfully for many years.

As it relates to new events, I request permission for the police department to start soliciting monetary donations as well as sponsor opportunities to establish a holiday shop with a cop event. This would include an annual 5K run that would also contribute holiday shop with a cop event. My hope is that this event, once established, will become an annual event for the city, and one that will benefit underprivileged children in the area. I would also like to request permission to solicit assistance near the holidays to gather donations for a local women's resource center. I have not yet partnered with a specific center, but generally speaking, they are in need of items during the holiday season. Once a specific location is identified, I will provide that information.

Best Regards,



LJ Roscoe, Chief of Police

# ***MAYOR'S REPORT***

# ***EXECUTIVE SESSION***

# ***DEPARTMENT REPORTS***

**City of Goose Creek Administration Department**  
**Monthly Report**  
**January 2019**

**Business Licenses Issued**

| License Type       | Issued | Fee        | Gross Sales Reported | YTD Issued | YTD Fees   | YTD Gross Sales Reported |
|--------------------|--------|------------|----------------------|------------|------------|--------------------------|
| Inside City        | 228    | \$ 311,796 | \$ 179,057,759       | 228        | \$ 311,796 | \$ 179,057,759           |
| Outside City       | 353    | 241,484    | 41,478,193           | 353        | 241,484    | 41,478,193               |
| NWS Contracts      | 2      | 885        | 151,968              | 2          | 885        | 151,968                  |
| MASC Ins & Telecom | -      | -          | -                    | -          | -          | -                        |
| Prior Yrs.         | 32     | 6,288      | 11,138,775           | 32         | 6,288      | 11,138,775               |
| Totals             | 615    | \$ 560,453 | \$ 231,826,695       | 615        | \$ 560,453 | \$ 231,826,695           |

**Licenses Issued to New Commercial Businesses Inside the City**

| Name                   | Address                          | Type           |
|------------------------|----------------------------------|----------------|
| Ivy and Pearl's Studio | 205 N. Goose Creek Blvd Unit 204 | 5( hair salon) |

**Building Permits Issued**

|              | Issued | Fees      | Construction Costs | YTD Issued | YTD Fees  | YTD Construction Costs |
|--------------|--------|-----------|--------------------|------------|-----------|------------------------|
| Express      | 21     | \$ 31,294 | \$ 5,687,055       | 21         | \$ 31,294 | \$ 5,687,055           |
| Building     | 46     | 7,610     | 1,023,582          | 46         | 7,610     | 1,023,582              |
| Misc Permits | 30     | 2,731     | 400,179            | 30         | 2,731     | 400,179                |
| Plan Review  | 64     | 15,899    | -                  | 64         | 15,899    | -                      |
| Totals       | 161    | \$ 57,534 | \$ 7,110,816       | 161        | \$ 57,534 | \$ 7,110,816           |

**Commercial Construction in Progress**

| Contractor Name                      | Address               | Project                          |
|--------------------------------------|-----------------------|----------------------------------|
| Palmetto Civil Group                 | 95 Bridgetown Road    | Memory Care Facility             |
| Palmetto Civil Group                 | 98 Bridgetown Road    | Residential Care Facility        |
| Turner Construction Company          | 100 Callen Blvd.      | Hospital w/Central Utility Plant |
| Design Build Construction            | 7 S Alliance Drive    | Physicians Office /Rental Space  |
| Mashburn Consrtuction                | 374 Myers Road        | Hospice Facility                 |
| Linden Construction                  | 2006 N Main Street    | Shopping Plaza                   |
| Linden Construction                  | 2002 N Main Street    | Shopping Plaza                   |
| Linden Construction                  | 2004 N Main Street    | Retail Building                  |
| Southern Point Construction          | 1000 Etiwan Drive     | Apartment Complex                |
| O'Brien & Gere Inc. of North America | 435 Old Mt Holly Road | Manufacturing Plant              |
| Trident Contruction LLC              | 1801 2nd Avenue       | Medical Office Building          |

**City of Goose Creek Administration Department**  
**Monthly Report**  
**January 2019**

**Single Family Housing Starts (By Sub-Division)**

|                                 | <u>Current</u> | <u>YTD</u> |
|---------------------------------|----------------|------------|
| Montague Point                  | 0              | 0          |
| Lakeview Commons                | 0              | 0          |
| Liberty Village (Brickhope)     | 7              | 7          |
| Mackey Farms                    | 5              | 5          |
| Marrington Villas (Cobblestone) | 0              | 0          |
| Medway Landing                  | 0              | 0          |
| Miscellaneous                   | 1              | 1          |
| Sophia Landing                  | 0              | 0          |
| Carnes Crossroads               | 8              | 8          |
| TOTALS                          | <u>21</u>      | <u>21</u>  |

**Hospitality Fees Collected**

|                      | <u>Current Month</u> | <u>YTD</u> | <u>Fund Balance</u> |
|----------------------|----------------------|------------|---------------------|
| Total Fees Collected | \$ 145,582           | \$ 145,582 | \$ 534,338          |

**Berkeley County Water & Sanitation Payments Collected at City Hall**

|                              | <u>Current Month</u> | <u>YTD</u> |
|------------------------------|----------------------|------------|
| Number of Payments Collected | 2,057                | 2,057      |
| Total Receipts Collected     | \$ 115,874           | \$ 115,874 |



**MUNICIPAL COURT REPORT -- FILED CASES**

Report For January 1, 2019 to January 31, 2019

**Cases Filed**

|                               |      |             |
|-------------------------------|------|-------------|
| Criminal                      | 142  |             |
| Traffic                       | 1162 |             |
| City Ordinance                | 1    |             |
| Parking                       | 13   |             |
| <b>Total Filed Violations</b> |      | <b>1318</b> |

**Bench Trials Scheduled**

|                        |      |             |
|------------------------|------|-------------|
| Criminal               | 127  |             |
| Traffic                | 1132 |             |
| City Ordinance         | 9    |             |
| Parking                | 12   |             |
| <b>Total Scheduled</b> |      | <b>1280</b> |

**Case Disposition**

|  |     |             |
|--|-----|-------------|
| Guilty   | 642 |             |
| Not Guilty                                     | 2   |             |
| Continued                                      | 275 |             |
| Dismissed for Plea Agreement (Ticket Re-Write) | 52  |             |
| Dismissed by Judge                             | 2   |             |
| Dismissed for Deceased                         | 1   |             |
| Dismissed for Compliance                       | 431 |             |
| Dismissed by Officer                           | 12  |             |
| Dismissed - Lack of Prosecution                | 53  |             |
| Entered into the PTI Program                   | 14  |             |
| Voided   | 3   |             |
| Nolle Pros                                     | 1   |             |
| Transferred to Youth Court                     | 0   |             |
| Transferred to Magistrate                      | 0   |             |
| Transferred to General Sessions                | 40  |             |
| <b>Disposition Totals</b>                      |     | <b>1528</b> |

**Fines, Fees and Assessments Collected**

|  |             |                    |
|--|-------------|--------------------|
| Fines Retained by the City                     | \$30,129.94 |                    |
| Fees and Assessments Forwarded to the State    | \$46,190.27 |                    |
| Victim's Assistance Fund                       | \$4,564.12  |                    |
| <b>Total Fines, Fees, and Assessments Paid</b> |             | <b>\$80,884.33</b> |

**Bench Warrants**

|                                 |    |          |
|---------------------------------|----|----------|
| Issued                          | 10 |          |
| Cleared                         | 3  |          |
| <b>Change in Total Warrants</b> |    | <b>7</b> |

**Jury Trials**

| <b>January</b>       | <b>Up / (Down)</b> | <b>(Previous Month-December 2018)</b> |           |
|----------------------|--------------------|---------------------------------------|-----------|
| Requested            | 9 (30.8%)          | Requested                             | 13        |
| Scheduled            | 10 (33.3%)         | Scheduled                             | 15        |
| Continued            | 3 0.0%             | Continued                             | 3         |
| Disposed             | 8 (20.0%)          | Disposed                              | 10        |
| <b>Pending Total</b> | <b>32 3.2%</b>     | <b>Previous Pending Total</b>         | <b>31</b> |

**City of Goose Creek**  
**Maintenance Division Monthly Report**  
**January 2019**

| DESCRIPTION  | JAN.  | Y.T.D |
|--|-------|-------|
| <b>Vehicle Usage</b>                                     |       |       |
| Vehicle Mileage.....                                     | 1,718 | 1,718 |
| Fuel Consumption (Diesel).....                           | 0     | 0     |
| Fuel Consumption (Unleaded).....                         | 207   | 207   |
| <b>Ground Maintenance</b>                                |       |       |
| Drainage/Maintenance Activities (Approximate Hours)..... | 616   | 616   |
| Solid Waste Collection (Hours).....                      | 40    | 40    |
| Drainage Maintenance (Hours).....                        | 0     | 0     |
| Building, Grounds, Special Projects (Hours).....         | 576   | 576   |
| Road and Bike Trail Maintenance (Hours).....             | 0     | 0     |
| <b>Road Maintenance</b>                                  |       |       |
| Road Maintenance Request (Total).....                    | 10    | 10    |
| SCDOT (new request).....                                 | 8     | 8     |
| County (new request).....                                | 2     | 2     |
| Road Maintenance Requests Corrected.....                 | 25    | 25    |
| Street Signs Replaced/Erected/Repaired.....              | 6     | 6     |
| <b>Ditch Maintenance</b>                                 |       |       |
| Ditch Maintenance Request.....                           | 0     | 0     |
| SCDOT.....   | 0     | 0     |
| County.....  | 0     | 0     |
| Ditch Maintenance Corrected.....                         | 0     | 0     |

**City of Goose Creek**  
**Sanitation and Code Enforcement Divisions Monthly Report**  
**January 2019**

| DESCRIPTION                                 | JAN.  | Y.T.D |
|---|-------|-------|
| <b>Sanitation:</b>                          |       |       |
| <b>Vehicle Usage:</b>                       |       |       |
| Vehicle Mileage.....                        | 7,927 | 7,927 |
| Fuel Consumption (Diesel).....              | 2,663 | 2,663 |
| <b>Garbage Removal:</b>                     |       |       |
| Household Garbage (Tons).....               | 1,155 | 1,155 |
| Yard Debris (Tons).....                     | 364   | 364   |
| Construction Debris (Tons).....             | 113   | 113   |
| Side Door Collections.....                  | 0     | 37    |
| Dead Animal Removed From Streets.....       | 11    | 11    |
| <b>Code Enforcement:</b>                    |       |       |
| <b>Vehicle Usage:</b>                       |       |       |
| Vehicle Mileage.....                        | 995   | 995   |
| Fuel Consumption (Unleaded).....            | 103   | 103   |
| <b>Inspection/Violations:</b>               |       |       |
| Code Inspections (Complaints) .....         | 6     | 6     |
| Code Inspections.....                       | 915   | 915   |
| Code Violations Corrected .....             | 193   | 193   |
| Code Violations Pending.....                | 81    | N/A   |
| Inoperable/Unlicensed Vehicles Cited.....   | 41    | 41    |
| Inoperable/Unlicensed Vehicles Cleared..... | 32    | 32    |
| Summons Issued.....                         | 3     | 3     |

**City of Goose Creek**  
**Water Division Monthly Report**  
**January 2019**

| DESCRIPTION   | JAN.  | Y.T.D |
|---|-------|-------|
| <b>Water Usage:</b>                                     |       |       |
| Total Consumption (M.G.).....                           | 70.99 | 70.99 |
| Max Daily Flow (M.G.D.).....                            | 3.33  | 3.33  |
| Min Daily Flow (M.G.D.).....                            | 1.46  | 1.46  |
| Daily Average (M.G.D.).....                             | 2.22  | 2.22  |
| <b>Account Services:</b>                                |       |       |
| New Customers.....                                      | 57    | 57    |
| Close Outs.....   | 62    | 62    |
| Adjustments:.....                                       | 16    | 16    |
| Account Arrangements.....                               | 50    | 50    |
| Clerical Errors.....                                    | 7     | 7     |
| Temporary Services.....                                 | 13    | 13    |
| Turn-Offs...(Sewer).....                                | 130   | 130   |
| Turn-Offs... (Non-Payment, Bad Checks, No Deposit)..... | 202   | 202   |
| <b>Maintenance Services:</b>                            |       |       |
| Repair Broken Water Mains.....                          | 3     | 3     |
| Investigate Service Leaks.....                          | 33    | 33    |
| Repair Service Leaks.....                               | 15    | 15    |
| Locate Lines .....                                      | 362   | 362   |
| Change Meters.....                                      | 2     | 2     |
| Service Line Replacement .....                          | 0     | 0     |
| Meter Box Maintenance and Repair.....                   | 3     | 3     |
| Valve Replacement .....                                 | 0     | 0     |
| Fire Hydrant Replacement/Installs/Repairs.....          | 0     | 0     |
| Install Taps.....                                       | 35    | 35    |
| Site Restorations .....                                 | 1     | 1     |
| <b>Vehicle Usage:</b>                                   |       |       |
| Vehicle Mileage.....                                    | 5,795 | 5,795 |
| Fuel Consumption (Gallons).....                         | 562   | 562   |

**City of Goose Creek Fire Department**  
**Monthly Report**  
**January 2019**

|  | JAN. | YTD | JAN.<br>2018 | TOTAL<br>2018 |
|--|------|-----|--------------|---------------|
| <b>Fire</b>  |      |     |              |               |
| Structure Fire   | 6    | 6   | 6            | 65            |
| Mobile Home, Camper, Motor Home Fire                           | 2    | 2   | 0            | 3             |
| Vehicle Fire   | 0    | 0   | 4            | 24            |
| Natural Vegetation Fire  | 1    | 1   | 5            | 22            |
| Rubbish Fire   | 2    | 2   | 1            | 7             |
| Special Outside Fire   | 0    | 0   | 0            | 2             |
| Crop Fire  | 0    | 0   | 0            | 1             |
| <br><b>Overpressure Rupture, Explosion, Overheat (No Fire)</b> |      |     |              |               |
| Overpressure Rupture from Steam (No Fire)                      | 0    | 0   | 0            | 0             |
| Overpressure Rupture from Air or Gas (No Fire)                 | 0    | 0   | 0            | 1             |
| Overpressure Rupture from Chemical Reaction (No Fire)          | 0    | 0   | 0            | 0             |
| Explosion (No Fire)  | 0    | 0   | 0            | 0             |
| Excessive Heat, Scorch Burns With No Ignition                  | 0    | 0   | 0            | 2             |
| <br><b>First Responder and Rescue Incidents</b>                |      |     |              |               |
| First Reponder   | 205  | 205 | 238          | 2,134         |
| Motor Vehicle Accidents  | 52   | 52  | 0            | 403           |
| Lock-in  | 0    | 0   | 0            | 0             |
| Search for a Lost Person                                       | 0    | 0   | 0            | 1             |
| Extrication, Rescue  | 0    | 0   | 1            | 6             |
| Water Rescue   | 0    | 0   | 0            | 0             |
| Electrical Rescue  | 0    | 0   | 0            | 0             |
| Rescue or EMS Standby for Hazardous Conditions                 | 0    | 0   | 0            | 0             |
| <br><b>Hazardous Condition (No Fire)</b>                       |      |     |              |               |
| Combustible/Flamible Spills and Leaks                          | 2    | 2   | 1            | 23            |
| Chemical Release, Reaction, or Toxic Condition                 | 0    | 0   | 0            | 2             |
| Radioactive Condition  | 0    | 0   | 0            | 0             |
| Electrical Wiring/Equipment Problem                            | 1    | 1   | 12           | 52            |
| Biological Hazard  | 0    | 0   | 0            | 0             |
| Accident, Potential Accident                                   | 0    | 0   | 0            | 0             |
| Explosive, Bomb Removal  | 0    | 0   | 0            | 0             |
| Attempted Burning, Illegal Action                              | 0    | 0   | 0            | 0             |

**City of Goose Creek Fire Department  
Monthly Report  
January 2019**

|  | <b>JAN.</b> | <b>YTD</b> | <b>JAN.<br/>2018</b> | <b>TOTAL<br/>2018</b> |
|--|-------------|------------|----------------------|-----------------------|
| <b>Service Call</b>                                  |             |            |                      |                       |
| Person in Distress                                   | 0           | 0          | 0                    | 3                     |
| Water Problem  | 0           | 0          | 0                    | 19                    |
| Smoke, Odor Problem                                  | 3           | 3          | 0                    | 10                    |
| Animal Problem or Rescue                             | 0           | 0          | 0                    | 3                     |
| Public Service Assistance                            | 28          | 28         | 0                    | 266                   |
| Unauthorized Burning                                 | 6           | 6          | 0                    | 59                    |
| Cover Assignment, Standby, Moveup                    | 0           | 0          | 0                    | 10                    |
| <br><b>Good Intent Call</b>                          |             |            |                      |                       |
| Good Intent Call, other                              | 2           | 2          | 0                    | 0                     |
| Dispatched and Cancelled En Route                    | 30          | 30         | 0                    | 324                   |
| Wrong Location                                       | 3           | 3          | 0                    | 60                    |
| Authorized Controlled Burning                        | 0           | 0          | 0                    | 1                     |
| Vicinity Alarm (Incident In Other Location)          | 0           | 0          | 0                    | 0                     |
| Steam, Vapor, Fog, Or Dust Thought To Be Smoke       | 5           | 5          | 0                    | 40                    |
| Hazmat Release Investigation W/No Hazmat Found       | 0           | 0          | 0                    | 2                     |
| <br><b>False Alarm and False Call</b>                |             |            |                      |                       |
| Malicious, Mischievous False Alarm                   | 0           | 0          | 0                    | 23                    |
| Bomb Scare-No Bomb                                   | 1           | 1          | 0                    | 1                     |
| System or Detector Malfunction                       | 4           | 4          |                      | 58                    |
| Unintentional System or Detector Operation (No Fire) | 14          | 14         | 0                    | 113                   |
| Biohazard Scare                                      | 0           | 0          | 0                    | 0                     |
| <br><b>Severe Weather Or Natural Disaster</b>        | 0           | 0          | 0                    | 8                     |
| <br><b>Special Incident Type</b>                     | 0           | 0          | 0                    | 5                     |
| <br><b>Total Fire Calls</b>                          | <b>367</b>  | <b>367</b> | <b>391</b>           | <b>3,755</b>          |
| <b>Man Hours</b>                                     | <b>355</b>  |            |                      |                       |
| <b>Average Response Time</b>                         | <b>5:15</b> |            |                      |                       |
| <br><b>EMS</b>                                       |             |            |                      |                       |
| Patients Seen  | 265         | <b>265</b> | 263                  | 3,019                 |
| Patients Transported                                 | 176         | <b>176</b> | 220                  | 2203                  |
| No Transports  | 51          | <b>51</b>  | 43                   | 793                   |
| Cancel/False   | <b>21</b>   | <b>21</b>  | 51                   | 449                   |
| <b>TOTAL EMS CALLS</b>                               | <b>251</b>  | <b>251</b> | <b>317</b>           | <b>3,189</b>          |
| <b>BCEMS Secondary Response</b>                      | <b>76</b>   | <b>76</b>  | <b>28</b>            | <b>515</b>            |
| <b>Average Response Time</b>                         | <b>7:26</b> |            |                      |                       |

**City of Goose Creek Fire Department  
Monthly Report  
January 2019**

|   |             |             |                      |                       |
|---|-------------|-------------|----------------------|-----------------------|
| <b>Man Hours</b>                              | <b>420</b>  |             |                      |                       |
|   | <b>JAN.</b> | <b>YTD</b>  | <b>JAN.<br/>2018</b> | <b>TOTAL<br/>2018</b> |
| <b>TRAINING HOURS - Daily and Specialized</b> | <b>178</b>  | <b>178</b>  | <b>262</b>           | <b>3,607</b>          |
| <b>PUBLIC EDUCATION</b>                       | <b>7</b>    | <b>7</b>    | <b>0</b>             | <b>54</b>             |
| <b>SMOKE DETECTOR INSTALLATION</b>            | <b>2</b>    | <b>2</b>    | <b>1</b>             | <b>13</b>             |
| <b>BUILDING INSPECTIONS</b>                   |             |             |                      |                       |
| Foundation                                    | 285         | 285         | 83                   | 240                   |
| Framing                                       | 188         | 188         | 67                   | 1,290                 |
| Plumbing                                      | 186         | 186         | 65                   | 1,249                 |
| HVAC  | 96          | 96          | 70                   | 1,231                 |
| Electrical                                    | 96          | 96          | 64                   | 1,208                 |
| Electric/Gas Release                          | 119         | 119         | 62                   | 1033                  |
| Certificate of Occupancy                      | 72          | 72          | 24                   | 367                   |
| Courtesy/Miscellaneous                        | 94          | 94          | 68                   | 1,060                 |
| <b>Total Monthly Inspections</b>              | <b>851</b>  | <b>1136</b> | <b>503</b>           | <b>7,678</b>          |

Goose Creek Police Department  
January 2019 Monthly Report

|  |
|--|
| <b>Offenses/Incidents Investigated</b> |
|--|

| <b>Crimes Against Persons</b>     | <b>Inc. Month</b> | <b>Inc. YTD</b> | <b>Vs. Last Y.T.D.</b> | <b>Change %</b> |
|-----------------------------------|-------------------|-----------------|------------------------|-----------------|
| Homicide / Manslaughter           | 0                 | 0               | 0                      | #DIV/0!         |
| Aggravated Assault                | 2                 | 2               | 3                      | -33.3%          |
| Simple Assault                    | 29                | 29              | 21                     | 38.1%           |
| Intimidation                      | 10                | 10              | 15                     | -33.3%          |
| Criminal Domestic Violence        | 18                | 18              | 16                     | 12.5%           |
| Criminal Sexual Conduct           | 0                 | 0               | 4                      | -100.0%         |
| Armed Robbery                     | 0                 | 0               | 1                      | -100.0%         |
| Strong Arm Robbery                | 0                 | 0               | 0                      | #DIV/0!         |
| Fraud / Forgery-Financial         | 23                | 23              | 21                     | 9.5%            |
| Kidnapping / Abduction            | 0                 | 0               | 1                      | -100.0%         |
| Drug Related Violations           | 44                | 44              | 34                     | 29.4%           |
| Disorderly / Disturbing School    | 1                 | 1               | 2                      | -50.0%          |
| Unlawful Use of Telephone         | 3                 | 3               | 3                      | 0.0%            |
| Resisting Arrest                  | 2                 | 2               | 0                      | #DIV/0!         |
| Indecent Exposure                 | 0                 | 0               | 0                      | #DIV/0!         |
| <b>Crimes Against Property</b>    | <b>Inc. Month</b> | <b>Inc. YTD</b> | <b>Vs. Last Y.T.D.</b> | <b>Change %</b> |
| Burglary / B & E                  | 17                | 17              | 14                     | 21.4%           |
| Grand Larceny (Vehicles)          | 6                 | 6               | 10                     | -40.0%          |
| Petit / Grand Larceny             | 30                | 30              | 39                     | -23.1%          |
| Theft from Motor Vehicles         | 18                | 18              | 13                     | 38.5%           |
| Shoplifting                       | 10                | 10              | 17                     | -41.2%          |
| Vandalism                         | 21                | 21              | 26                     | -19.2%          |
| Trespassing                       | 5                 | 5               | 7                      | -28.6%          |
| Receiving Stolen Goods            | 2                 | 2               | 5                      | -60.0%          |
| Possession of Stolen Auto         | 0                 | 0               | 0                      | #DIV/0!         |
| Arson                             | 0                 | 0               | 0                      | #DIV/0!         |
| <b>Traffic</b>                    | <b>Inc. Month</b> | <b>Inc. YTD</b> | <b>Vs. Last Y.T.D.</b> | <b>Change %</b> |
| Driving Under the Influence (DUI) | 10                | 10              | 7                      | 42.9%           |
| <b>Other</b>                      | <b>Inc. Month</b> | <b>Inc. YTD</b> | <b>Vs. Last Y.T.D.</b> | <b>Change %</b> |
| Bench Warrant Cases               | 0                 | 0               | 0                      | #DIV/0!         |
| Alcohol Violations                | 5                 | 5               | 4                      | 25.0%           |
| Weapons Violations                | 1                 | 1               | 1                      | 0.0%            |
| <b>Totals</b>                     | <b>258</b>        | <b>258</b>      | <b>264</b>             | <b>-2.3%</b>    |



Goose Creek Police Department  
January 2019 Monthly Report

|                                 |
|---------------------------------|
| <b>General Service Delivery</b> |
|---------------------------------|

|                                | Month | Y.T.D. | Vs. Last Y.T.D. Change % |        |
|--------------------------------|-------|--------|--------------------------|--------|
| Total Calls for Police Service | 5,634 | 5,634  | 5,111                    | 10.2%  |
| Service Response Time Average  |       |        |                          |        |
| Emergency                      | 2:24  | 2:24   | 2:49                     | -14.8% |
| Non-emergency                  | 6:10  | 6:10   | 6:22                     | -3.1%  |

|                           |
|---------------------------|
| <b>Traffic Collisions</b> |
|---------------------------|

|                    | Month | Y.T.D. | Vs. Last Y.T.D. Change % |         |
|--------------------|-------|--------|--------------------------|---------|
| Traffic Collisions | 167   | 167    | 144                      | 16.0%   |
| Injured            | 62    | 62     | 35                       | 77.1%   |
| Killed             | 0     | 0      | 0                        | #DIV/0! |

|                            |
|----------------------------|
| <b>Traffic Enforcement</b> |
|----------------------------|

|                         | Month | Y.T.D. | Vs. Last Y.T.D. Change % |        |
|-------------------------|-------|--------|--------------------------|--------|
| Number of Traffic Stops | 1302  | 1,302  | 751                      | 73.4%  |
| Citations               | 1269  | 1,269  | 581                      | 118.4% |
| Warnings                | 577   | 577    | 366                      | 57.7%  |

|                        |
|------------------------|
| <b>Animal Services</b> |
|------------------------|

|                         | Month | Y.T.D. | Vs. Last Y.T.D. Change % |        |
|-------------------------|-------|--------|--------------------------|--------|
| Total Calls for Service | 102   | 102    | 102                      | 0.0%   |
| Total Animals Handled   | 22    | 22     | 25                       | -12.0% |

|                         |
|-------------------------|
| <b>Records Services</b> |
|-------------------------|

|                         | Month | Y.T.D. | Vs. Last Y.T.D. Change % |        |
|-------------------------|-------|--------|--------------------------|--------|
| Walk-ins                | 443   | 443    | 357                      | 24.1%  |
| External Calls          | 491   | 491    | 373                      | 31.6%  |
| Internal Calls          | 267   | 267    | 196                      | 36.2%  |
| Reports Disseminated    | 56    | 56     | 36                       | 55.6%  |
| Fingerprinting Services | 39    | 39     | 17                       | 129.4% |

Goose Creek Police Department  
January 2019 Monthly Report

**Criminal Investigations**

|                               | Month | Y.T.D. | Vs. Last Y.T.D. | Change % |
|-------------------------------|-------|--------|-----------------|----------|
| Cases Assigned                | 32    | 32     | 27              | 18.5%    |
| Cases Cleared by Arrest       | 6     | 6      | 10              | -40.0%   |
| Cases Exceptionally Cleared   | 11    | 11     | 2               | 450.0%   |
| Cases Administratively Closed | 11    | 11     | 10              | 10.0%    |
| Cases Unfounded               | 9     | 9      | 6               | 50.0%    |
| Evidence Items Received       | 289   | 289    | 412             | -29.9%   |

**Victim Services**

|                                  | Month | Y.T.D. | Vs. Last Y.T.D. | Change % |
|----------------------------------|-------|--------|-----------------|----------|
| Crime Victims / Witnesses Served | 0     | 0      | 85              | -100.0%  |

**Training Activities**

|                                       | Month | Y.T.D. | Vs. Last Y.T.D. | Change % |
|---------------------------------------|-------|--------|-----------------|----------|
| Formal Training Hours                 | 92    | 92     | 855             | -89.2%   |
| In Service / Roll Call Training Hours | 1,519 | 1,519  | 1,713           | -11.3%   |
| Total Monthly Training Hours          | 1,611 | 1,611  | 2,568           | -37.3%   |

**Crime Prevention Services**

|                                   | Month | Y.T.D. | Vs. Last Y.T.D. | Change % |
|-----------------------------------|-------|--------|-----------------|----------|
| Neighborhood Crime Watch Meetings | 0     | 0      | 1               | -100.0%  |
| Business Contacts                 | 5     | 5      | 6               | -16.7%   |
| Telephone Contacts / Emails       | 36    | 36     | 39              | -7.7%    |

There are four citywide crime prevention meetings scheduled for 2019 calendar year as well as four women's self-defense classes

|                      | Month | Y.T.D. | Vs. Last Y.T.D. | Change % |
|----------------------|-------|--------|-----------------|----------|
| Bicycle Patrol Hours | 44    | 44     | 0               | #DIV/0!  |

**Communications**

|                            | Month | Y.T.D. | Vs. Last Y.T.D. | Change % |
|----------------------------|-------|--------|-----------------|----------|
| 911 Calls Received         | 1,263 | 1,263  | 1,272           | -0.7%    |
| Walk-in Customers Served   | 599   | 599    | 568             | 5.5%     |
| Total Number of Calls Held | 89    | 89     | 74              | 20.3%    |

(Total # of calls for service held before officer is available for dispatch)

Goose Creek Police Department  
January 2019 Monthly Report

|                                 |
|---------------------------------|
| <b>School Resource Officers</b> |
|---------------------------------|

During the Summer months, the SRO's cover Summer School, activities at the recreation center and bicycle patrol.

|                         |                 | <b>Month</b> | <b>Y.T.D.</b> | <b>Vs. Last Y.T.D.</b> | <b>Change %</b> |
|-------------------------|-----------------|--------------|---------------|------------------------|-----------------|
| <b>Incident Reports</b> |                 | 9            | 9             | 8                      | 12.5%           |
| <b>Arrests</b>          |                 |              |               |                        |                 |
|                         | <b>Juvenile</b> | 5            | 5             | 3                      | 66.7%           |
|                         | <b>Adults</b>   | 0            | 0             | 1                      | -100.0%         |

**Golf Department**  
**Monthly Report**                      **January 2019**

| MEMBERSHIP TOTALS | JAN      | FEB   | MAR   | APR   | MAY   | JUN   | JUL   | AUG   | SEP   | OCT   | NOV   | DEC   | YTD       |
|-------------------|----------|-------|-------|-------|-------|-------|-------|-------|-------|-------|-------|-------|-----------|
| GOLF Members      | 123      |       |       |       |       |       |       |       |       |       |       |       | N/A       |
| ROUNDS 2018       | 1,334    | 2,739 | 3,683 | 4,221 | 3,769 | 3,266 | 3,052 | 3,340 | 2,848 | 3,108 | 2,362 | 1,630 | 35,352    |
| ROUNDS 2019       | 2,169    |       |       |       |       |       |       |       |       |       |       |       | 2,169     |
| GOLF REVENUE      | 63,560   |       |       |       |       |       |       |       |       |       |       |       | 63,560.20 |
|                   |          |       |       |       |       |       |       |       |       |       |       |       |           |
| PRO SHOP REVENUE  | 5,809    |       |       |       |       |       |       |       |       |       |       |       | 5,809.16  |
| SNACK BAR REVENUE | 21,089   |       |       |       |       |       |       |       |       |       |       |       | 21,089.49 |
| TOTAL REVENUE     | \$90,459 | \$ -  | \$ -  | \$ -  | \$ -  | \$ -  | \$ -  | \$ -  | \$ -  | \$ -  | \$ -  | \$0   | 90,458.85 |

**Crowfield Golf Club**  
**News and Events**

**Golf Recap:** January dried-up a little compared to the super wet December, half of the month was cart path only. Rounds exceeded the previous January by over 800, mainly due to the blizzard of 2018. Overall the month was good and all planned events went as planned.

**Upcoming Events:** Crowfield will be hosting the member couples 9 hole event on the 10th, the Men's Golf Association will be having an easy day event on the 23rd and a Charleston Soccer Club is hosting a charity fundraiser on the 27th.

**Golf Course Condition:** The golf course is drying and considering the wet winter, is in good condition. The planned cart path work is nearing completion, they were delayed by the wet conditions as well.

**Crowfield Golf Club is open to the general public, regardless of where you live, for membership or daily play. For more information please go to:**  
<http://www.crowfieldgolf.com> or you may call 843-764-4618.

## Crowfield Metric Chart

|      |    | <b>Revenue</b> |    | <b>Expense</b> | <b>Rounds</b> |    | <b>E.P.G.</b> |    | <b>R.P.G.</b> |
|------|----|----------------|----|----------------|---------------|----|---------------|----|---------------|
| 2015 | \$ | 933,575        | \$ | 1,157,167      | 28,767        | \$ | 40.23         | \$ | 32.45         |
| 2016 | \$ | 1,174,759      | \$ | 1,226,173      | 34,505        | \$ | 35.54         | \$ | 34.05         |
| 2017 | \$ | 1,197,591      | \$ | 1,238,459      | 33,751        | \$ | 36.69         | \$ | 35.48         |
| 2018 | \$ | 1,316,535      | \$ | 1,376,041      | 35,352        | \$ | 38.92         | \$ | 37.24         |
| 2019 | \$ | 90,459         | \$ | 102,153        | 2,169         | \$ | 47.10         | \$ | 41.71         |

E.P.G. = Expense per golfer

R.P.G. = Revenue per golfer

## 2019

|              | <b>Revenue</b>     |           | <b>Expense</b> | <b>Rounds</b> |    | <b>E.P.G.</b> |    | <b>R.P.G.</b> |
|--------------|--------------------|-----------|----------------|---------------|----|---------------|----|---------------|
| January      | \$90,458.85        | \$        | 102,153        | 2,169         | \$ | 47.10         | \$ | 41.71         |
| February     |                    |           |                |               |    | #DIV/0!       |    | #DIV/0!       |
| March        |                    |           |                |               |    | #DIV/0!       |    | #DIV/0!       |
| April        |                    |           |                |               |    | #DIV/0!       |    | #DIV/0!       |
| May          |                    |           |                |               |    | #DIV/0!       |    | #DIV/0!       |
| June         |                    |           |                |               |    | #DIV/0!       |    | #DIV/0!       |
| July         |                    |           |                |               |    | #DIV/0!       |    | #DIV/0!       |
| August       |                    |           |                |               |    | #DIV/0!       |    | #DIV/0!       |
| September    |                    |           |                |               |    | #DIV/0!       |    | #DIV/0!       |
| October      |                    |           |                |               |    | #DIV/0!       |    | #DIV/0!       |
| November     |                    |           |                |               |    | #DIV/0!       |    | #DIV/0!       |
| December     |                    |           |                |               |    | #DIV/0!       |    | #DIV/0!       |
| <b>Total</b> | <b>\$90,458.85</b> | <b>\$</b> | <b>102,153</b> | <b>2,169</b>  |    |               |    |               |

\* 2019 is un-audited

City of Goose Creek  
Recreation Department  
Monthly Report  
January 2019

**ACTIVITY CENTER PROGRAMS**

- **Aerobics:** 12 classes offered per week, 7 Easy Does it classes offered per week, Zumba classes offered 3 times a week, Ball Fit is offered 2 times a week and Werq is also a good workout. Spin classes have been added to offer a variety to participants. A monthly schedule is out with specific dates and times.
- **Art Classes:** Art classes are offered for adults and kids. Each class has a different theme. Days and times of classes can be found on our website.
- **Dance:** Ages 3 & up learn tap, ballet and jazz and put on a recital in May. Hip Hop classes are also offered on Monday afternoons from 4:30 PM to 5:30 PM.
- **Gymnastics/Tumbling/Cheernastics:** Toddler Playtime is a fun time for ages 6 months to 7 year olds. This class runs on Tuesdays from 10:00am to 12:00pm. The cost is \$5 per child for residents and \$7 per child for nonresidents. A new Home School Gymnastics Class has started on Wednesdays from 10:00am to 12:00pm. There are several classes for all ages. See our website for all class times and dates.
- **Music:** Piano and Voice lessons are offered for all ages. We have all dates and times on our website.
- **Martial Arts:** Classes are held on Saturdays for all levels starting at age 4. First class is a free trial class.
- **Preschool:** Preschool includes the Half Pints class and the Bright Beginnings class. The school program runs from September to May and follows the Berkeley County School District holiday schedule.
- **Yoga:** Classes are offered on Monday through Thursday for all different levels. The website will show all the levels and times offered.

|                          | January       | February  | Totals        |
|--------------------------|---------------|-----------|---------------|
| Total Participants       | 743           |           | 743           |
| Resident Participants    | 528           |           | 528           |
| Nonresident Participants | 215           |           | 215           |
| Resident Revenue         | \$ 34,505.25  | \$ 0.00   | \$ 34,505.25  |
| Nonresident Revenue      | \$ 13,897.75  | \$ 0.00   | \$ 13,897.75  |
| Instructors Pay          | \$ (3,923.85) | \$ (0.00) | \$ (3,923.85) |
| Profit/Loss              | \$ 44,479.15  | \$ 0.00   | \$ 44,479.15  |

## **COMMUNITY CENTER PROGRAMS**

- **Fitness Memberships:** Adult and Youth Memberships are available. Residents are \$50 for an adult and \$15 for youth for a year. Nonresidents pay \$300 adult and \$150 for a youth membership per year.
- **Personal Training:** Orientation, Personal Training from 3 certified instructors, and Strength training for teens. We have added a holistic nutritionist for extra help.
- **Senior Walking Club:** This club is for seniors 60 and older. They receive a colored membership card that does not need to be scanned in. This membership runs a calendar year. Residents pay \$25 for a year and nonresidents pay \$100 for a year. The days and hours that they can walk is Monday – Friday 12:30 PM to 2:30 PM.
- **Shag Lessons:** There is a new class that started in May. No need for a partner but sign is required. This class is held on Wednesdays from 6:00 PM to 7:00 PM.
- **Special Events:** These include any events or festivals that are scheduled during the month through the Community Center. For example, our spring concert series and our Social Squad activities each month.

|                          | <b>January</b> | <b>February</b> | <b>Totals</b> |
|--------------------------|----------------|-----------------|---------------|
| Total Participants       | 3,967          |                 | 3,967         |
| Resident Participants    | 3,798          |                 | 3,798         |
| Nonresident Participants | 169            |                 | 169           |
| Resident Revenue         | \$ 26,620.75   | \$ 0.00         | \$ 26,620.75  |
| Nonresident Revenue      | \$ 6,516.50    | \$ 0.00         | \$ 6,516.50   |
| Instructors Pay          | \$ (960.50)    | \$ (0.00)       | \$ (960.50)   |
| Profit/Loss              | \$ 32,176.75   | \$ 0.00         | \$ 32,176.75  |

## **SPORTS**

**Baseball/Softball:** Registration began January 7, 2019 and ran until January 31, 2019. The price was \$45 for residents and \$75 for nonresidents. Participants will receive pants, socks, shirt and hat. Games will be played at Felkel Field.

| AGE GROUPS          | # of TEAMS | # of PARTICIPANTS |
|---------------------|------------|-------------------|
| Baseball Ages 9-10  |            |                   |
| Baseball Ages 11-12 |            |                   |
| Baseball Ages 13-14 |            |                   |
| Softball Ages 9-10  |            |                   |
| Softball Ages 13-16 |            |                   |

**Soccer:** Registration began on January 7, 2019 and ran until February 5, 2019. The price was \$45 for residents and \$75 for nonresidents. Participants will receive shorts, shirt, and socks. Games will be played at Foster Creek Park.

| AGE GROUPS         | # of TEAMS | # of PARTICIPANTS |
|--------------------|------------|-------------------|
| Tiny Tot Ages 4-5  |            |                   |
| Pee Wee Ages 6-7   |            |                   |
| Small Fry Ages 8-9 |            |                   |
| Mite Ages 10-12    |            |                   |
| Midget Ages 13-15  |            |                   |

**Cheerleading:** Registration will begin in May 2019.

**Football:** Registration will begin in May 2019.

| AGE GROUPS           | # of TEAMS | # of PARTICIPANTS |
|----------------------|------------|-------------------|
| Midget Ages 6-8      |            |                   |
| Pee Wee Ages 9-10    |            |                   |
| Small Fry Ages 11-12 |            |                   |
| Middle School: 13-14 |            |                   |

**Basketball:** Registration will begin in May 2019.

| AGE GROUPS            | # of TEAMS | # of PARTICIPANTS |
|-----------------------|------------|-------------------|
| Tiny Tot Ages 5-6     |            |                   |
| Pee Wee Ages 7-8      |            |                   |
| Small Fry Ages 9-10   |            |                   |
| Mite Ages Girls 11-12 |            |                   |
| Mite Ages 11-12       |            |                   |
| Midget Ages 13-14     |            |                   |



## **SPORTS**

- **Pickleball:** This sport is a mixture of ping pong, badminton and tennis. There is open play on Monday, Wednesday, and Friday from 9:00am to 1:00pm. Members can play for free and nonmembers only pay \$2 to play.
- **Pool:** Swim lessons are offered at the Crowfield Pool for ages 9 months to 10 years old. Residents pay \$70 for six 35 minute sessions. Morning and evening classes offered.
- **Volleyball:** We offer open play on Friday nights from 4:30 PM to 8:00 PM. Members can come in for free and nonresidents pay a \$5 fee. This league is strictly for 6<sup>th</sup> graders, 7<sup>th</sup> graders and 8<sup>th</sup> graders.

|                          | <b>January</b> | <b>February</b> | <b>Totals</b> |
|--------------------------|----------------|-----------------|---------------|
| Total Participants       | 753            |                 | 753           |
| Resident Participants    | 660            |                 | 660           |
| Nonresident Participants | 93             |                 | 93            |
| Resident Revenue         | \$ 25,100.00   | \$ 0.00         | \$ 25,100.00  |
| Nonresident Revenue      | \$ 5,740.00    | \$ 0.00         | \$ 5,740.00   |
| Instructors Pay          | \$ (0.00)      | \$ (0.00)       | \$ (0.00)     |
| Profit/Loss              | \$ 30,840.00   | \$ 0.00         | \$ 30,840.00  |

## **SUMMARY**

| <b>Athletics</b>               | <b>January</b> | <b>February</b> | <b>Totals</b>      |
|--------------------------------|----------------|-----------------|--------------------|
| Total Resident Participants    | 660            |                 | <b>660</b>         |
| Total Resident Revenue         | \$25,100.00    |                 | <b>\$25,100.00</b> |
| Total Nonresident Participants | 93             |                 | <b>93</b>          |
| Total Nonresident Revenue      | \$5,740.00     |                 | <b>\$5,740.00</b>  |

| <b>Activity Center</b>         | <b>January</b> | <b>February</b> | <b>Totals</b>      |
|--------------------------------|----------------|-----------------|--------------------|
| Total Resident Participants    | 528            |                 | <b>528</b>         |
| Total Resident Revenue         | 34,505.25      |                 | <b>\$34,505.25</b> |
| Total Nonresident Participants | 215            |                 | <b>215</b>         |
| Total Nonresident Revenue      | 13,897.75      |                 | <b>\$13,897.75</b> |

| <b>Community Center</b>        | <b>January</b> | <b>February</b> | <b>Totals</b>      |
|--------------------------------|----------------|-----------------|--------------------|
| Total Resident Participants    | 3,798          |                 | <b>3,798</b>       |
| Total Resident Revenue         | \$26,620.75    |                 | <b>\$26,620.75</b> |
| Total Nonresident Participants | 169            |                 | <b>169</b>         |
| Total Nonresident Revenue      | \$6,516.50     |                 | <b>\$6,516.50</b>  |

## **UPCOMING EVENTS**

### **FEBRUARY**

**8<sup>TH</sup> – DADDY DAUGHTER DANCE** – This is a popular event for all our Daddies with their precious daughters. Make sure you register early to get a ticket. It will be held at Metro North Church from 6:00 pm to 8:00 pm and small refreshments will be available.

### **MARCH**

**15<sup>th</sup> – LEPRECHAUN BASH** – This event will take place at the Carnes Crossroads Green Barn from 4:00 pm – 7:00 pm. This will be a fun event for the whole family to enjoy music, food and some lucky charms.

**30<sup>th</sup> – BBQ & BREWS** – This annual event will be held at the Carnes Crossroads Green Barn from 4:00 pm to 7:00 pm. There will be a band and lots of opportunity to enjoy friends while having some tasty food and beer.

### **Goose Creek Recreation Parks and addresses**

- Dennis Park – 300 Anita Dr. – baseball/softball diamond, picnic tables, playground
- Dogwood Park – 460 Liberty Hall Rd. – soccer field, football field, covered picnic area, grill, playground
- Etling Park – 100 Ellen Dr. - basketball court, covered picnic area, playground
- Eubanks Park – Old Moncks Corner Rd. – basketball courts, sand volleyball court, tennis courts, covered picnic area, grill, playground – available for rentals
- Fairfax Park – 100 Fairfax Blvd. – grill, picnic area, playground
- Felkel Field Complex – 100 Lucy Dr. – baseball/softball fields, concession stand, restrooms, playground
- Forest Lawn Park – 100 Giles Dr. – grill, picnic tables, playground
- Foster Creek Park – 100 Foster Creek Rd. – soccer fields, concession stand, restrooms, Playground
- Lake Greenview Park – 1 Pandora Dr. – trails, covered picnic area, picnic tables, grill, Playground
- Oak Creek Park – 100 Persimmon Circle – covered picnic area, grill, playground
- Ryan Creek Park – 229 Janice St. – benches, playground
- Shannon Park – Old Moncks Corner Road - picnic tables, playground
- St. James III Park – 1007 Willowood Ave. – covered picnic area, grill, playground
- St. James Park – 107 Westminster Blvd. – covered picnic area, playground, tennis court